

Scaled data based on original data using
LM-79-08 Approved Method: Electrical and Photometric Measurements of Solid-
State Lighting Products

Test Report Prepared for
Cooper Lighting Solutions
(formerly Eaton)

Brand: McGRAW-EDISON

Report Number: P270200

Luminaire Tested: **GWC-AF-02-LED-E1-5WQ-7027-1200**

Issue Date: 3/3/2020

Test Information

Test Method: LM-79-08
Report Number: P270200
TEST IS SCALED FROM IESNA LM-79-08 TEST DATA (P24143)
Test Lab: INNOVATION CENTER P2
Issue Date: 3/3/2020
Manufacturer: COOPER LIGHTING SOLUTIONS (FORMERLY EATON)
Product Line: MCGRAW-EDISON
Catalog Number: GWC-AF-02-LED-E1-5WQ-7027-1200
Description: GALLEON WALL LUMINAIRE
(2) 70 CRI, 2700K, 1200mA LIGHTSQUARES WITH 16 LEDS EACH AND TYPE V WIDE OPTICS
Light Source: -
Ballast/Driver: ELECTRONIC DRIVER

Summary

Lumens per Lamp: N/A
Luminaire Lumens: 12470.7 lumens
Efficiency: N/A
Efficacy: 96.7 lumens/watt
Luminous Opening: Rectangular (W 1' x L: 0.5' x H: 0')
IES Classification: Type V - Short - Semi-Cutoff
BUG Rating: B4 - U0 - G2

Input Watts (W): 129
Input Voltage (V): NR
Input Current (Ain): NR
Voltage Rise (V): NR
Power Factor: NR
Total Harmonic Distortion (THDi): NR
Frequency (hertz): 60
Stabilization Time: NR
Operation Time: NR
Ambient Temperature (°C): NR
Test Distance: 25 FT

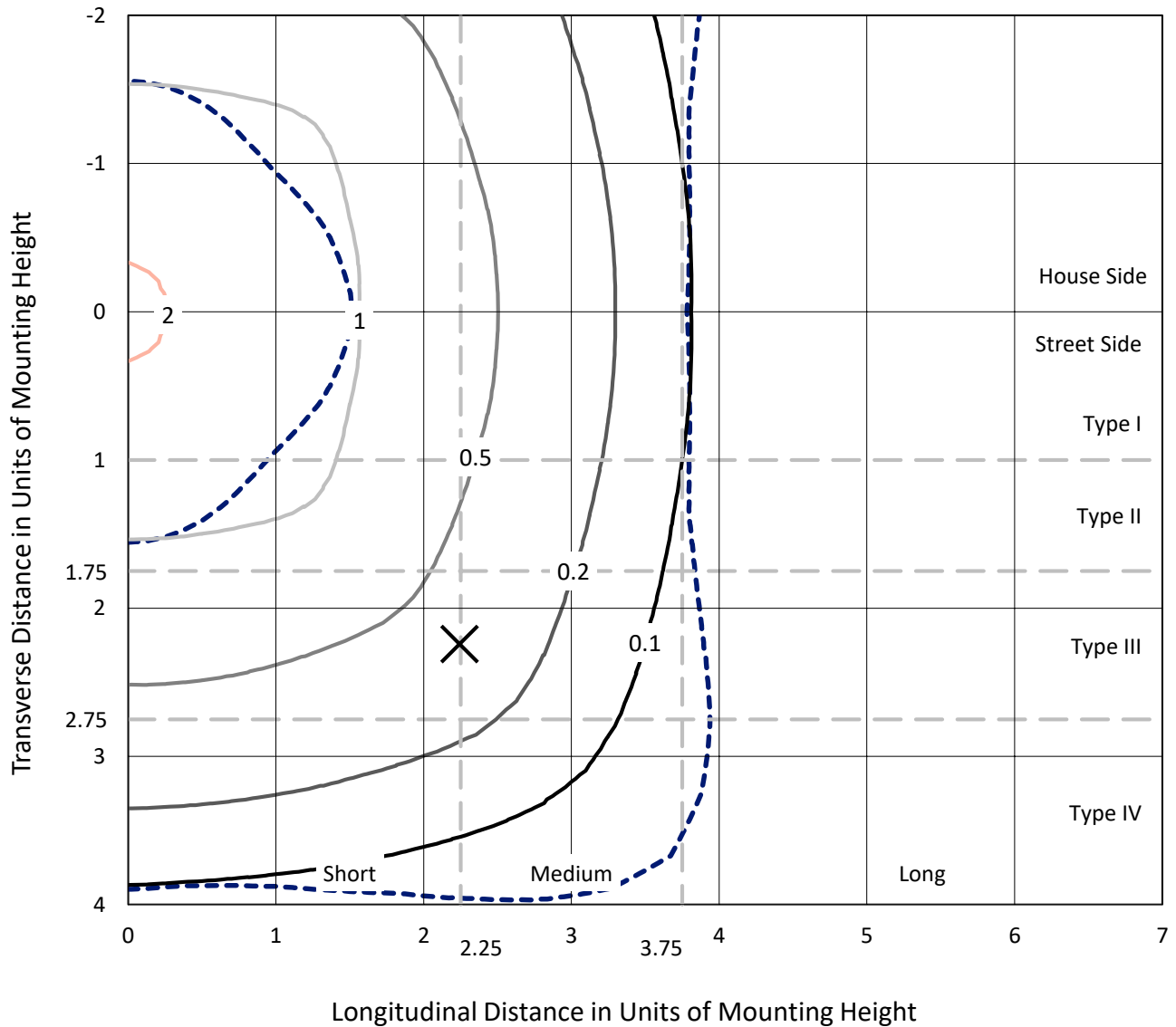


REPORT NUMBER: P270200

CATALOG NUMBER: GWC-AF-02-LED-E1-5WQ-7027-1200

Iso-Footcandle Lines of Horizontal Illumination

× Max cd
 - - - 1/2 Max cd

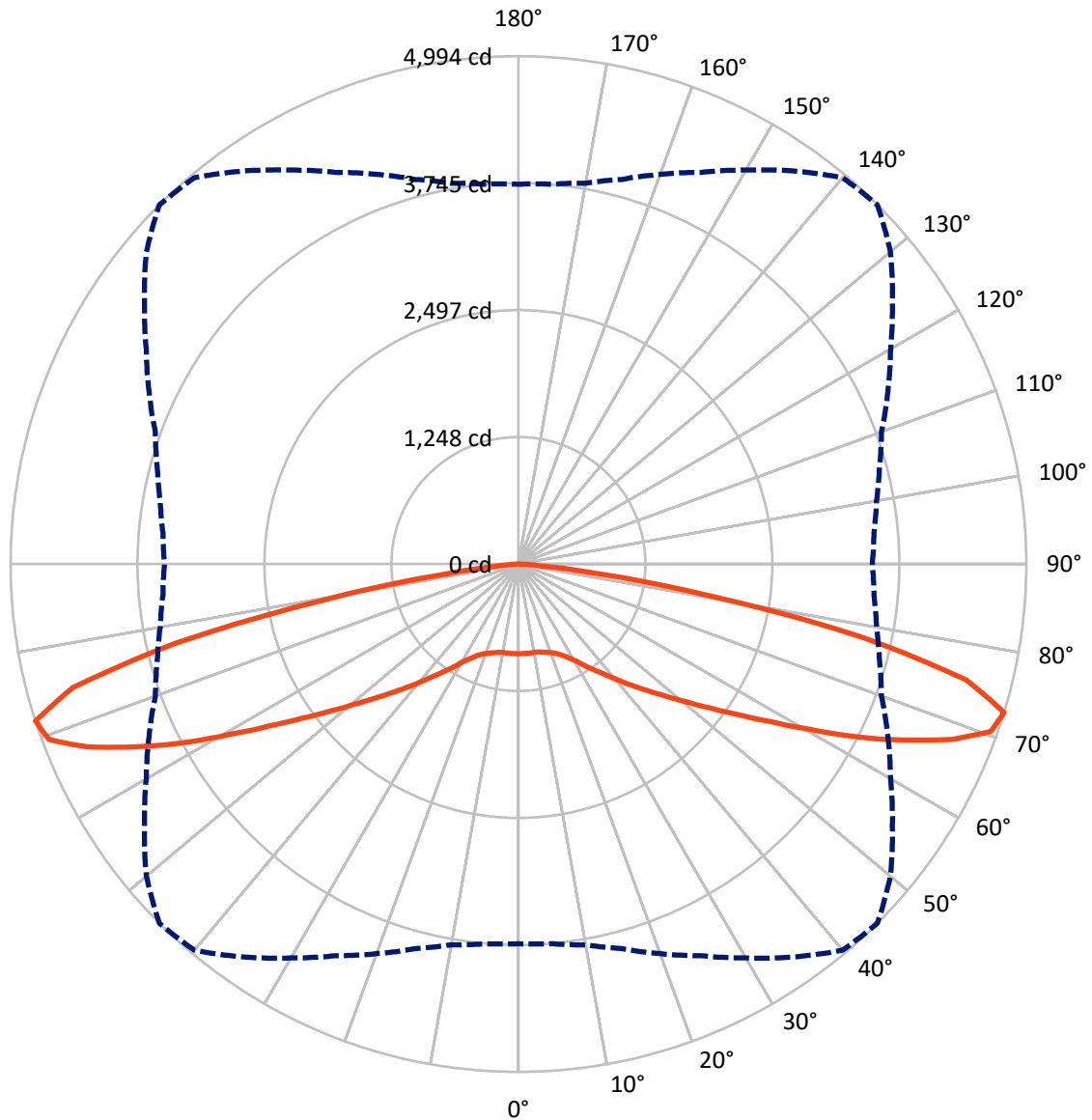


Based on 20 foot mounting height. Maximum calculated value = 2.2 fc
 Type V - Short - Semi-Cutoff

REPORT NUMBER: P270200

CATALOG NUMBER: GWC-AF-02-LED-E1-5WQ-7027-1200

Luminous Intensity Polar Plot



— Vertical Plane Through 45-Deg Lateral - - - Horizontal Cone Through 72.5-Deg Vertical

REPORT NUMBER: P270200

CATALOG NUMBER: GWC-AF-02-LED-E1-5WQ-7027-1200

FLUX DISTRIBUTION:

		Downward	Upward	Total
House Side	Lumens	6235.3	0.0	6235.3
	% Fixture	50.0	0.0	50.0
Street Side	Lumens	6235.3	0.0	6235.3
	% Fixture	50.0	0.0	50.0
Total	Lumens	12470.7	0.0	12470.7
	% Fixture	100.0	0.0	100.0

Coefficient of Utilization

ZONAL LUMENS:

Zone	Lumens	% Fixture
0°-10°	84.3	0.7
10°-20°	256.1	2.1
20°-30°	468.0	3.8
30°-40°	806.9	6.5
40°-50°	1379.5	11.1
50°-60°	2235.9	17.9
60°-70°	3709.4	29.7
70°-80°	3267.1	26.2
80°-90°	263.4	2.1
90°-100°	0.0	0.0
100°-110°	0.0	0.0
110°-120°	0.0	0.0
120°-130°	0.0	0.0
130°-140°	0.0	0.0
140°-150°	0.0	0.0
150°-160°	0.0	0.0
160°-170°	0.0	0.0
170°-180°	0.0	0.0
0°-90°	12470.7	100.0
0°-180°	12470.7	100.0



REPORT NUMBER: P270200

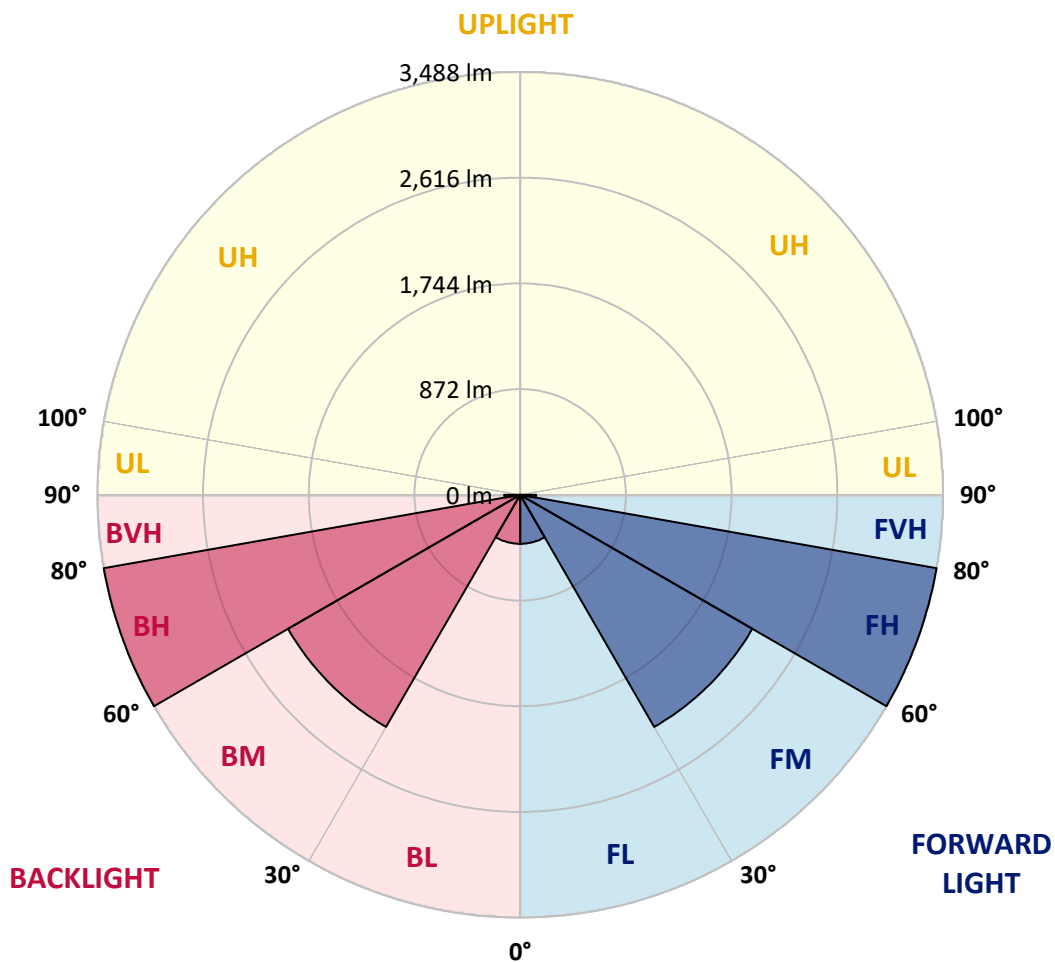
CATALOG NUMBER: GWC-AF-02-LED-E1-5WQ-7027-1200

LUMINAIRE CLASSIFICATION SYSTEM LUMEN TABLE AND BUG RATING:

Zone	Lumens	% Fixture	Zone Rating/Lumen Limit		
			B	U	G
FL (0°-30°)	404.2	3.2			
FM (30°-60°)	2211.2	17.7			
FH (60°-80°)	3488.2	28.0			G2/5000
FVH (80°-90°)	131.7	1.1			G2/225
BL (0°-30°)	404.2	3.2	B1/500		
BM (30°-60°)	2211.2	17.7	B2/2500		
BH (60°-80°)	3488.2	28.0	B4/5000		G2/5000
BVH (80°-90°)	131.7	1.1			G2/225
UL (90°-100°)	0.0	0.0		U0/0	
UH (100°-180°)	0.0	0.0		U0/0	

BUG Rating: B4-U0-G2

Type V Short





REPORT NUMBER: P270200

CATALOG NUMBER: GWC-AF-02-LED-E1-5WQ-7027-1200

CANDELA DISTRIBUTION (FULL):

	0°	5°	10°	15°	20°	25°	30°	35°	40°	45°	50°
0°	883.2	883.2	883.2	883.2	883.2	883.2	883.2	883.2	883.2	883.2	883.2
2.5°	883.2	883.8	884.2	883.8	883.8	883.2	882.6	883.2	882.6	881.3	882.0
5°	886.0	887.2	887.2	886.0	886.5	886.0	884.8	885.4	884.2	882.6	882.6
7.5°	889.4	890.0	890.0	888.9	889.4	888.2	887.2	886.5	885.4	883.2	881.3
10°	894.5	895.2	894.5	893.5	893.5	891.7	888.9	887.6	885.4	882.0	880.2
12.5°	900.3	900.8	900.3	899.2	898.6	895.7	893.5	891.7	890.0	887.2	884.2
15°	908.2	909.4	908.2	906.0	904.2	902.0	900.8	901.4	902.0	899.7	896.9
17.5°	923.2	923.7	922.0	916.9	914.6	912.3	912.3	913.4	915.2	914.0	911.2
20°	950.5	948.9	944.8	938.5	935.8	931.7	931.2	931.7	931.7	931.2	928.8
22.5°	984.9	983.7	978.7	970.6	966.7	964.3	960.8	958.0	957.5	955.7	953.6
25°	1026.1	1025.5	1019.2	1012.4	1009.5	1006.7	1003.8	999.9	996.4	992.4	990.1
27.5°	1078.8	1076.4	1067.2	1063.9	1059.9	1058.2	1054.2	1049.6	1046.7	1041.6	1038.7
30°	1136.4	1136.4	1129.1	1127.9	1127.9	1123.9	1119.4	1111.4	1106.3	1101.1	1099.3
32.5°	1194.2	1194.8	1187.4	1189.6	1191.4	1194.2	1195.5	1192.6	1189.1	1188.5	1185.1
35°	1277.7	1275.6	1268.0	1269.8	1269.1	1268.6	1268.6	1275.0	1276.0	1277.2	1270.4
37.5°	1381.4	1381.4	1373.9	1373.9	1370.5	1367.0	1362.4	1366.4	1372.7	1374.4	1369.8
40°	1499.7	1503.8	1494.6	1494.1	1495.0	1484.3	1479.1	1485.3	1489.4	1496.2	1491.1
42.5°	1639.2	1636.4	1627.3	1626.1	1619.9	1616.4	1611.7	1616.9	1623.2	1627.8	1629.5
45°	1773.2	1770.7	1760.5	1760.5	1754.2	1751.3	1753.6	1762.2	1765.1	1771.4	1777.7
47.5°	1905.2	1902.4	1895.6	1898.4	1898.9	1904.0	1911.6	1919.5	1927.6	1936.0	1939.0
50°	2040.2	2040.8	2033.4	2040.2	2048.8	2063.0	2083.1	2096.3	2112.9	2123.8	2127.1
52.5°	2163.2	2165.5	2173.4	2189.4	2206.6	2234.7	2268.9	2301.0	2328.4	2346.8	2345.7
55°	2310.8	2314.2	2333.6	2361.0	2389.1	2431.4	2482.3	2539.0	2584.8	2611.1	2594.5
57.5°	2499.5	2506.9	2528.6	2565.9	2607.6	2662.5	2732.3	2817.5	2888.4	2924.0	2897.0
60°	2758.7	2763.1	2789.4	2830.6	2881.0	2949.0	3042.3	3156.7	3256.7	3303.6	3272.9
62.5°	3100.1	3108.7	3129.9	3171.6	3223.1	3300.3	3414.1	3557.1	3681.8	3747.0	3677.2
65°	3507.9	3535.3	3553.1	3595.3	3643.4	3725.2	3844.1	3997.5	4131.3	4174.2	4093.5
67.5°	3911.7	3935.7	3966.6	4015.2	4063.8	4155.9	4266.3	4415.0	4562.0	4600.8	4475.6
70°	4088.5	4102.2	4150.2	4216.6	4309.8	4418.5	4546.1	4713.0	4895.0	4926.9	4767.9
72.5°	3734.3	3748.1	3801.8	3914.5	4077.0	4249.7	4472.2	4717.5	4957.8	4993.9	4774.9
75°	2824.5	2802.1	2881.6	3030.8	3249.9	3490.8	3801.8	4153.7	4500.8	4546.1	4284.6
77.5°	1459.7	1456.8	1516.9	1702.2	1963.5	2237.6	2580.1	2977.7	3317.4	3454.7	3242.0
80°	411.2	415.8	444.4	536.5	689.2	887.2	1154.9	1527.2	1805.1	1946.9	1828.1
82.5°	161.2	173.9	184.7	201.8	221.9	251.0	335.2	498.7	669.1	799.6	655.0
85°	57.9	61.8	87.6	103.6	105.2	111.0	126.4	147.6	177.9	212.2	174.5
87.5°	21.6	24.1	28.0	46.4	45.8	41.7	50.9	53.2	40.1	36.7	45.2
90°	0.0	0.0	0.0	0.0	0.0	0.0	0.0	0.0	0.0	0.0	0.0



REPORT NUMBER: P270200

CATALOG NUMBER: GWC-AF-02-LED-E1-5WQ-7027-1200

CANDELA DISTRIBUTION (continued):

	55°	60°	65°	70°	75°	80°	85°	90°
0°	883.2	883.2	883.2	883.2	883.2	883.2	883.2	883.2
2.5°	880.9	881.3	881.3	882.0	882.6	882.6	883.8	883.8
5°	881.3	881.3	880.2	880.9	880.2	880.2	880.9	880.9
7.5°	880.2	879.7	878.5	878.0	876.8	876.8	876.8	876.8
10°	878.5	878.0	876.8	876.2	875.7	875.7	875.7	875.7
12.5°	883.2	881.3	880.2	879.7	879.7	879.7	879.7	879.7
15°	895.2	891.1	888.2	888.2	888.9	890.0	890.0	891.1
17.5°	910.1	905.4	902.5	900.3	901.4	903.2	904.2	905.4
20°	927.7	925.4	921.4	919.1	919.1	921.4	922.6	923.2
22.5°	952.4	950.5	948.9	946.0	946.0	947.3	949.5	949.5
25°	988.9	987.7	986.7	984.4	983.7	983.7	984.9	986.1
27.5°	1034.7	1035.2	1034.0	1033.5	1031.9	1031.3	1033.1	1032.4
30°	1095.9	1098.7	1101.6	1099.3	1096.6	1094.8	1093.1	1090.7
32.5°	1178.8	1175.4	1173.0	1169.1	1163.9	1159.4	1155.9	1151.9
35°	1257.2	1251.5	1249.2	1252.5	1252.1	1249.2	1245.2	1241.7
37.5°	1353.2	1352.0	1353.2	1359.6	1358.4	1361.3	1353.2	1352.7
40°	1474.6	1475.6	1483.7	1491.1	1495.0	1499.1	1494.6	1490.0
42.5°	1615.2	1614.7	1617.5	1627.8	1634.6	1639.2	1629.5	1628.4
45°	1763.9	1760.0	1762.2	1770.7	1777.7	1782.9	1771.9	1771.9
47.5°	1927.6	1920.7	1913.2	1922.9	1927.0	1930.4	1921.8	1919.0
50°	2109.9	2095.7	2079.7	2083.7	2083.7	2082.5	2071.8	2071.1
52.5°	2319.3	2293.1	2263.9	2252.9	2246.8	2239.8	2221.0	2211.7
55°	2560.1	2520.6	2474.9	2446.9	2432.0	2413.1	2381.6	2373.1
57.5°	2841.6	2779.7	2700.8	2666.4	2633.3	2602.5	2567.5	2557.8
60°	3175.0	3084.1	2979.4	2915.9	2879.8	2850.1	2814.1	2812.4
62.5°	3546.8	3403.1	3284.8	3227.6	3201.3	3175.0	3140.7	3145.2
65°	3924.9	3774.9	3664.0	3617.7	3593.1	3571.4	3537.0	3542.1
67.5°	4297.9	4160.0	4038.2	3990.6	3963.1	3935.7	3904.8	3910.1
70°	4565.5	4394.4	4257.2	4152.0	4086.1	4011.8	3963.7	3951.7
72.5°	4488.8	4225.2	4007.2	3798.5	3676.0	3576.5	3509.0	3479.9
75°	3884.8	3524.5	3244.1	2987.9	2843.9	2726.5	2641.3	2588.1
77.5°	2884.9	2480.0	2148.8	1853.7	1620.5	1463.7	1353.2	1281.8
80°	1579.2	1201.2	878.0	617.1	453.6	376.8	332.9	311.7
82.5°	491.9	317.5	233.9	201.8	187.6	179.7	166.5	145.3
85°	156.8	137.4	127.6	121.8	116.2	101.1	69.8	63.5
87.5°	60.6	62.3	61.8	58.3	59.5	42.8	34.3	30.4
90°	0.0	0.0	0.0	0.0	0.0	0.0	0.0	0.0

(END OF REPORT)